



Riverside
School
Board



MY IEP K.I.T

(key intervention tools)



Resources and tools to support
students in helping them achieve
their identified goal(s) on their IEP.



The IEP KIT

My IEP K.I.T

Name: _____

Grade: _____

Name: _____

Assistive technology SPELL CHECK Text Speech Natural Reader C-Pen	Math tools Charts Calculator Manipulatives
Time & alternative schedule Visual Hourglass + Extra Take a break	Adult support Repeat instructions Human reader Scribe
Alternative workplace & small group instruction Oasis room Resource Foster class	ELA & FSL resources Personal dictionary Graphic org & memory Folders & check
Attention aides Headphones Privacy boards	Flexible seating Bands & cushion
Extra movement	Brain breaks



Purpose of the IEP KIT

- Transforming the IEP into a living tool box, rather than just a document.
- Working as a team: student, parents, teachers, support staff, professionals in order to help the student achieve their goal(s).
- Quick access to materials
- Quality time spent with support staff.
- Track the frequency of resources and tools used.
- Monitoring the student's successes.
- Empowering the student to take ownership and be an advocate for themselves by becoming knowledgeable of the tools and adaptations available to them.

IEP Bookmark

- Visuals of the support measures and adaptations available to the student according to their IEP.

REMINDER:

- The bookmark has groupings of pedagogical flexibility/best practices and adaptations, however it is not an exhaustive list.



Attached to the IEP Kit

Tracking Sheet

Goals from IEP



Why keep track?

- Three times a year we update the IEP. How are we supporting our students to achieve their goals?
- Support staff and other staff members can work on the goals with the student during daily 5, resource time, foster class, oasis room etc...
- We can see how the student is progressing, if they have achieved their goal(s). We need to re-evaluate the student goal(s) and the adaptations that are in place, if they are not showing progress.

IEP K.I.T TRACKER

Name: _____ Grade: _____

Goal(s):

1

2

3

4

✓ Student achieved their goal
+ Student is progressing towards their goal
- Student is not showing progress

Date	Goal #	Activity/Comments	Initial

Duo-Tang




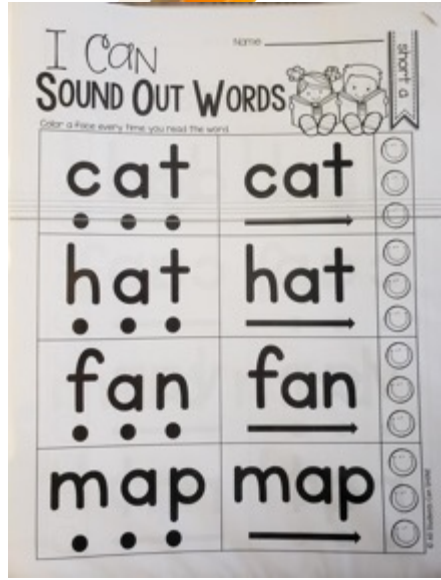
What goes in the duo-tang?

- IEP Goals
- Tracker sheet
- Sheet protectors
- Materials, resources that help the student achieve their goals



Tools and resources

- Materials and resources are put in the duo-tang that will help the student achieve their goals.



Reminders

- At any time, teachers can add materials that would help support their student in achieving their goal(s).
- Have support staff help create these kits with the resource teacher.
- The IEP kit is to **stay in the school**. On the IEP there is a list of suggestions on how the parents can support their child. Copies of materials can be made if requested.





Thank You!

Together we are bringing the
IEP come to life



Questions?



Please contact:

Zarina Fernandes

Special Education Technician at Cedar Street

zarina.fernandes@rsb.qc.ca

Melanie Brethour-Russo

Resource Teacher at Good Shepherd

melanie.brethour@rsb.qc.ca

