


# Dough




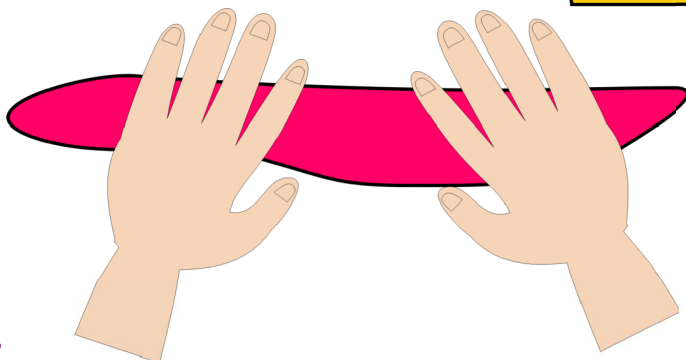
# Number




# Mats

## Numbers

### 0 - 5



# Dough



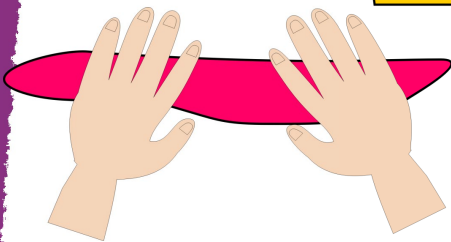
# Number

Free  
Limited  
Level



# Mats

Numbers 0 - 5



## Instructions:

1. Print out each dough mat and laminate, or place into plastic protector sleeve.
2. Roll out the lines necessary for each number.
3. Place the lines together on top of each dough mat to make that number.
4. Practice printing each number on the bottom of each page with proper formation.

Copyright © 2014 Tools to Grow, Inc. All rights reserved.

Graphics by Teacher Laura <http://www.teacherspayteachers.com/Store/Teacher-Laura>


Graphics by Poppydreamz Digital Art  
<http://www.teacherspayteachers.com/Store/Poppydreamzdigitalart>

Border from The Pond  
<http://www.teacherspayteachers.com/Store/Graphics-From-The-Pond>



[www.toolstogrowot.com](http://www.toolstogrowot.com)

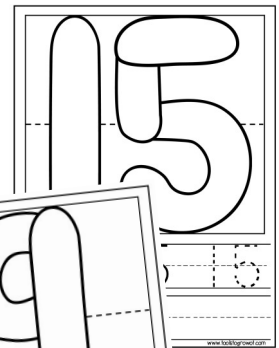
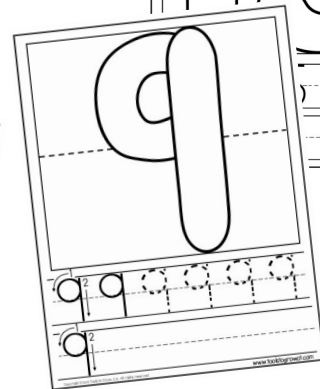


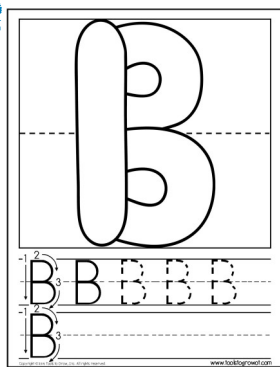
# Thank You!



Upgrade Today!

## Thanks for becoming a Member of Tools to Grow!

### Upgrade to FULL PREMIUM Membership to Access ALL Dough Mats!



Upper Case Letters

Lower Case Letters

Numbers 0 - 20



Tools to Grow

